

























TASK #1	<p>1. Collect hangers</p> 	<p>2. Put clothing on hangers</p> 	<p>3. We are working quietly</p> 	<p>4. Hang completed clothing on rack</p> 
TASK #2	<p>1. Ask for hangers</p> 	<p>2. Hang clothing</p> 	<p>3. Check your work!</p> 	<p>4. Hang completed clothing on rack</p> 
TASK #3	<p>1. Put all shoes inside the cart</p> 	<p>2. Ask for shoes</p> 	<p>3. Organize shoes facing forward</p> 	<p>4. High five to your partner!</p> 

<p>Task #1</p>	<p>1. Find the dustpan and broom</p> 	<p>2. Start sweeping from one corner to the next</p> 	<p>3. Collect piles of trash</p> 	<p>4. Ask for help</p>  <p>"Please hold bag"</p>
<p>TASK #2</p>	<p>1. GO BACKS: Pick up items from floor</p> 	<p>2. Put them inside a cart</p> 	<p>3. Return items to where they belong</p> 	<p>4. Hangers go in the front rack</p> 
<p>TASK #3</p>	<p>1. ORGANIZE SHIRTS: Make sure shirts are...</p>  <p>Zipped-up</p>	 <p>Buttoned-up</p>	 <p>Straightened up</p>	 <p>Fix collar</p>